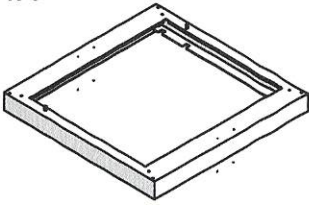


DFC063

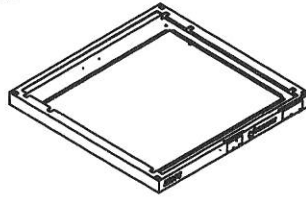
COMPONENTES REPARTIDOR

1 1X



Zócalo inferior
DFC063.01

2 1X



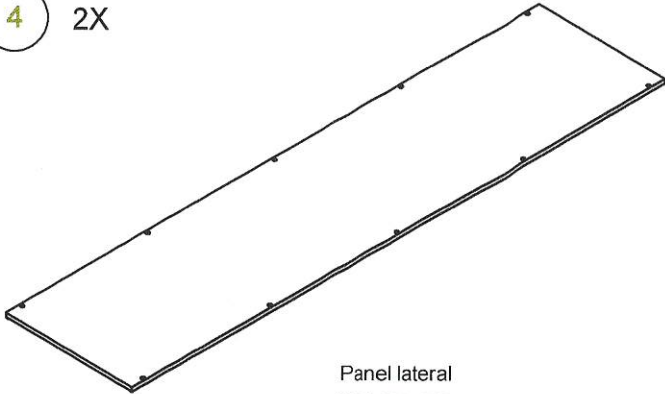
Zócalo superior
DFC063.02C

3 4X




Perfil aluminio 2100mm
DFCY1434

4 2X



Panel lateral
DFC063.03B

5 4X



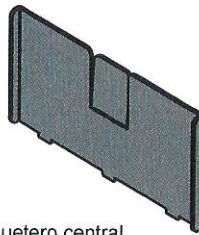
Puertas
DFC016.09

6 1X



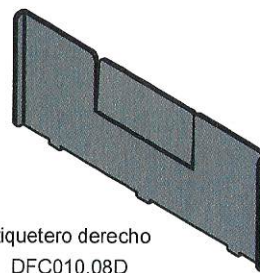
Tapa etiqueteros
DFC010.14

7 1X



Etiquetero central
DFC010.07D

8 1X




Etiquetero derecho
DFC010.08D

9 40X



Tuerca enjaulada M6
DFCY1276

10 12X



Bisagras para las puertas
DFCY1673 DFCY1672

11 4X




Tirador encastrado
DFCY1074

13 4X



Montante para 21"

14 10X



Soporte lateral montante
DFC063.04


15 4X



Pletina sujeción bisagras
DFC016.07

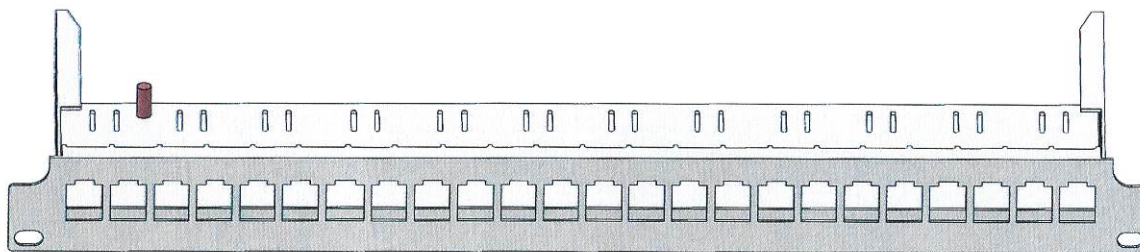
COMPONENTES REPARTIDOR

18 1X



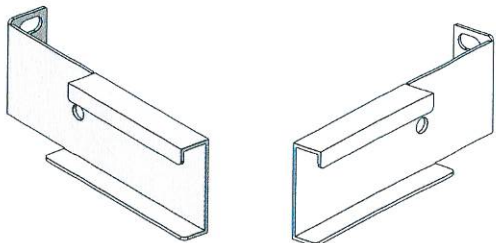
Etiquetero mini repartidor

19 1X



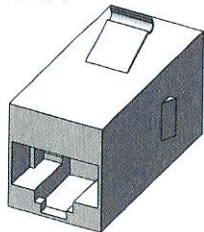
Panel 24P Extraible

20 1X de cada mano



Soporte panel 24P extraible

22 24X



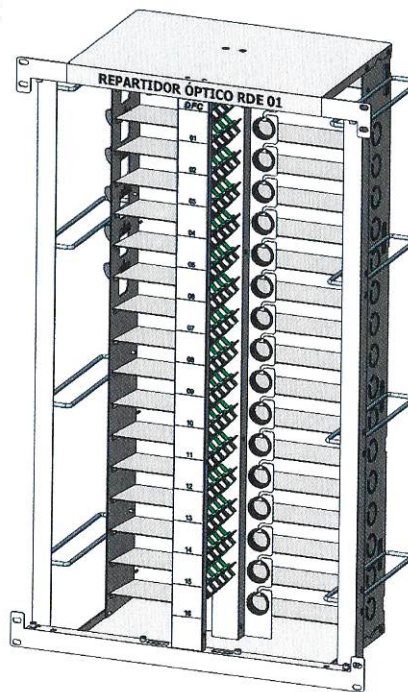
Conector RJ45

23 20X



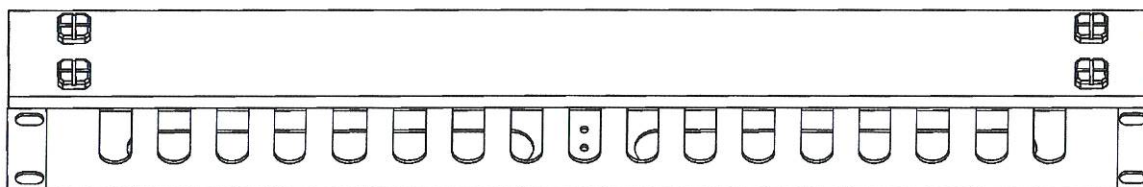
Tornillo DIN7985 M6x16 + arandela

21 1X



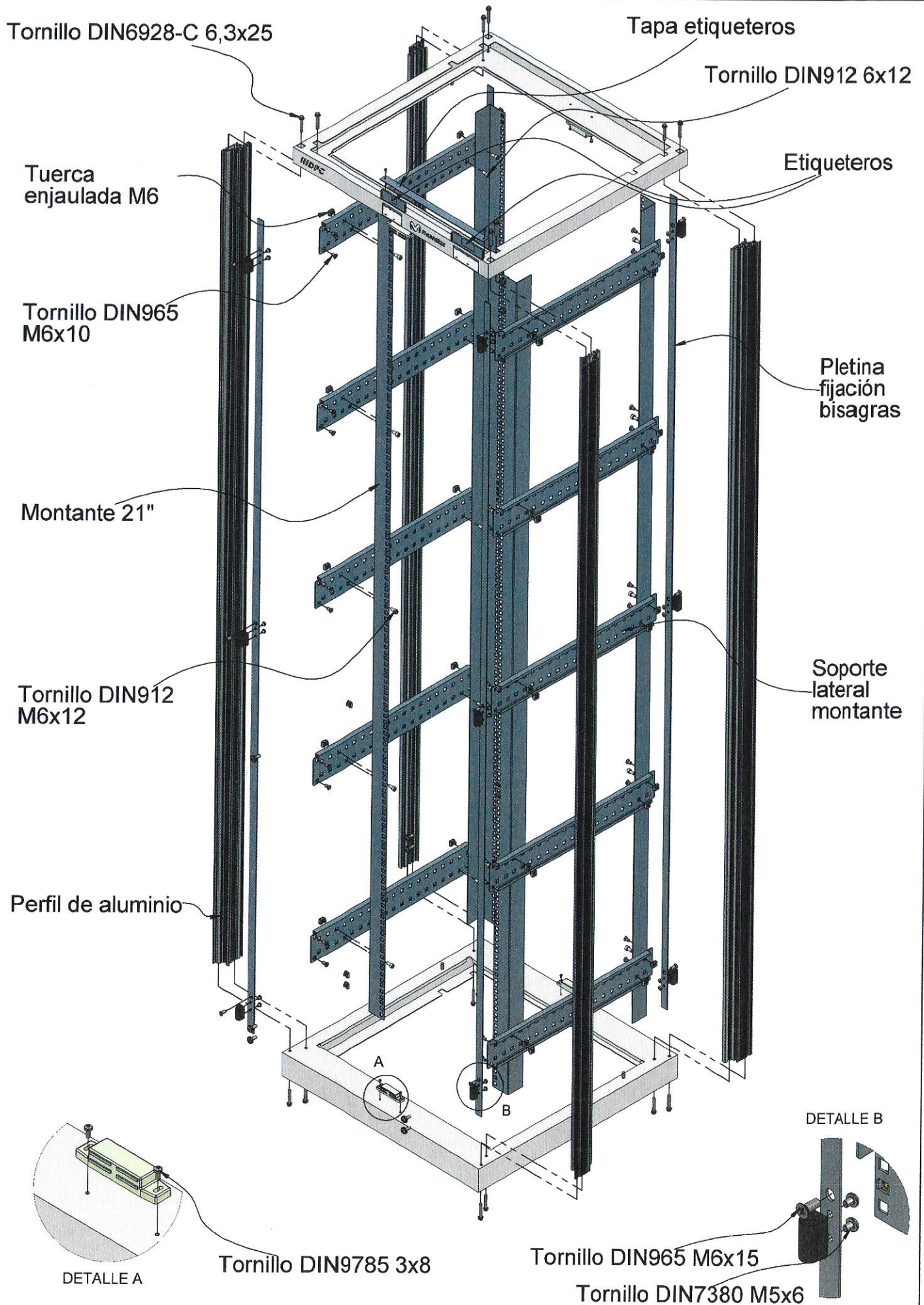
Módulo 80 circuitos

24 1X

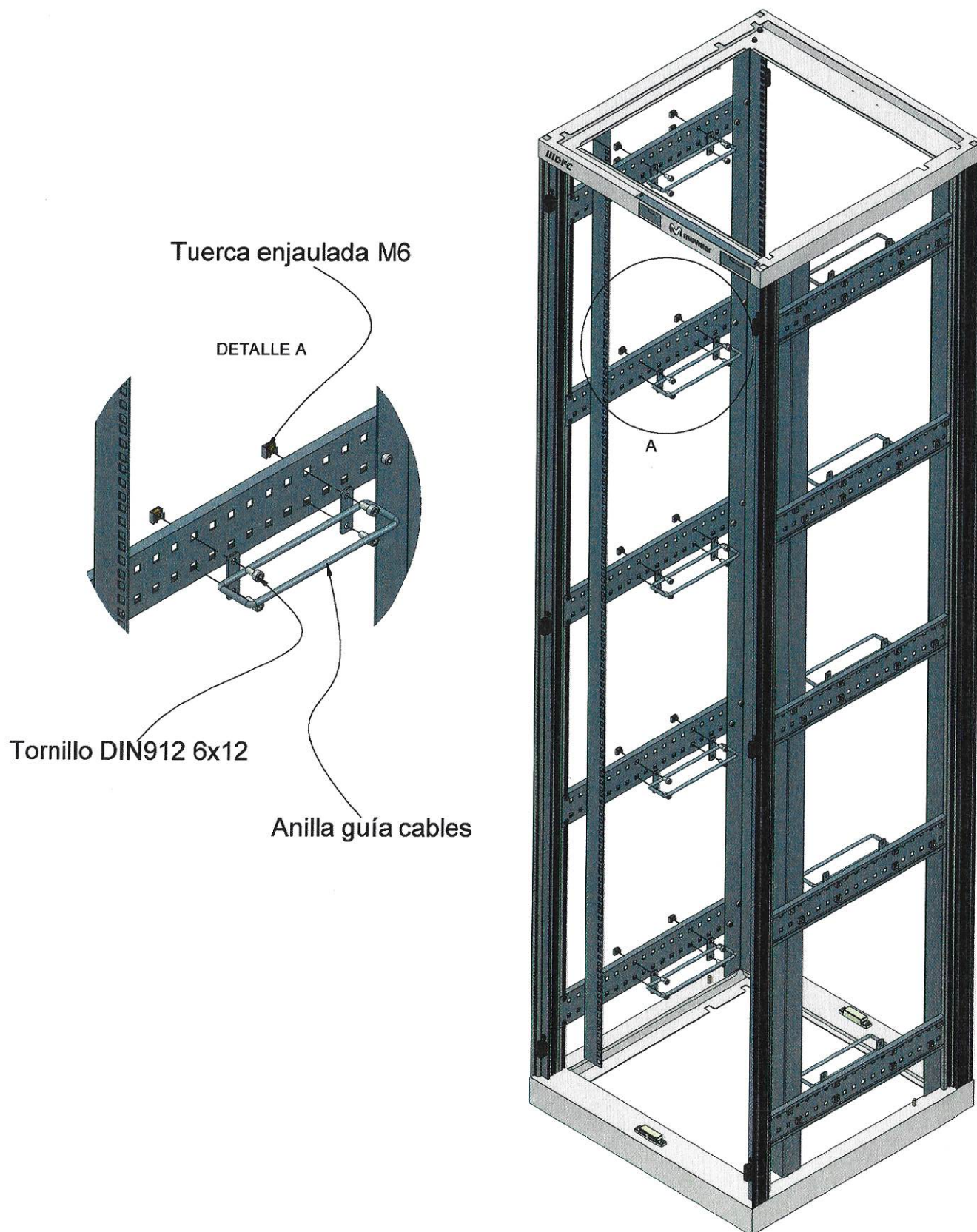


Recogedor de cables

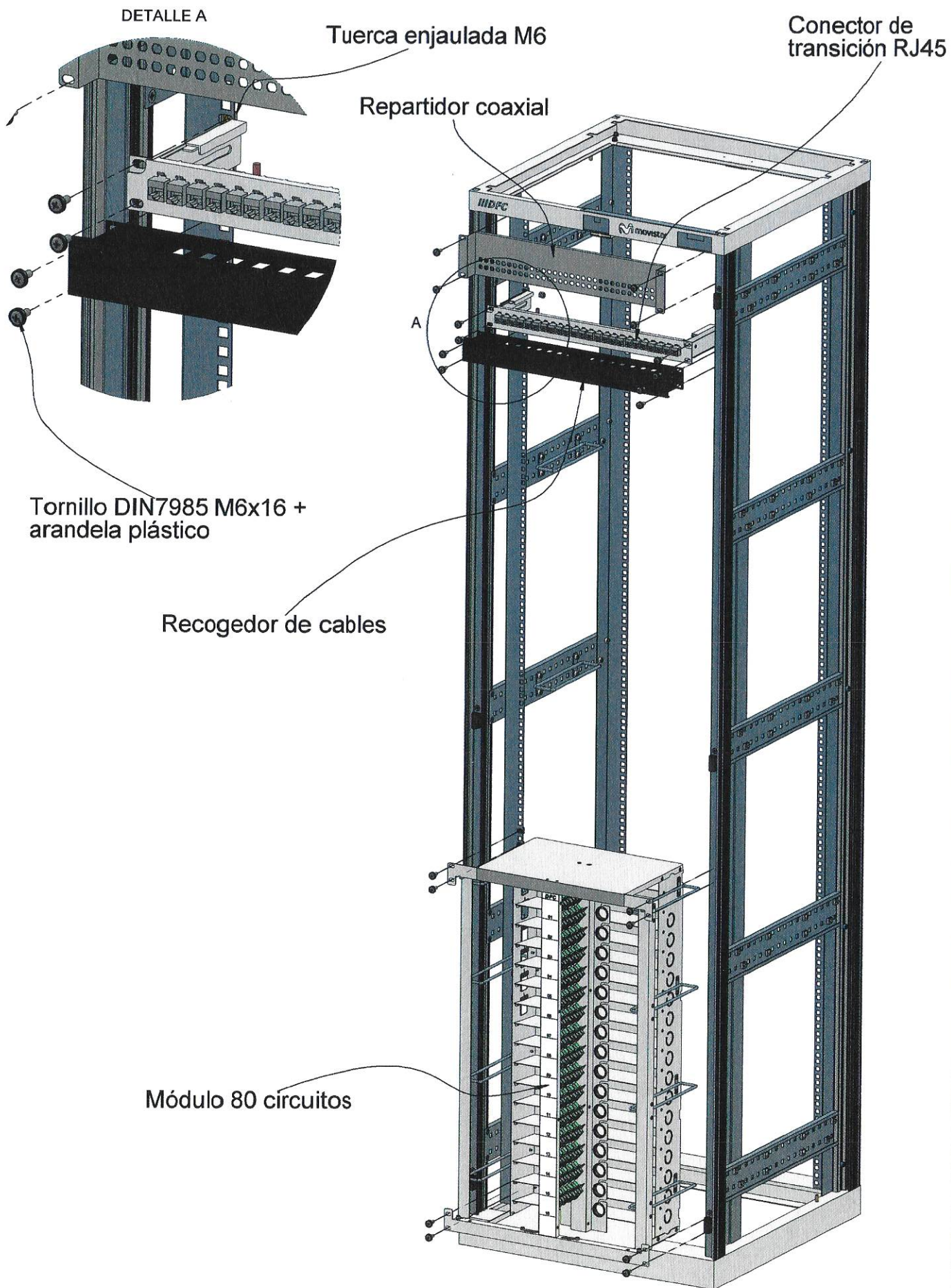
ENSAMBLAJE CHASIS



FIJACIÓN ANILLAS GUÍA CABLES



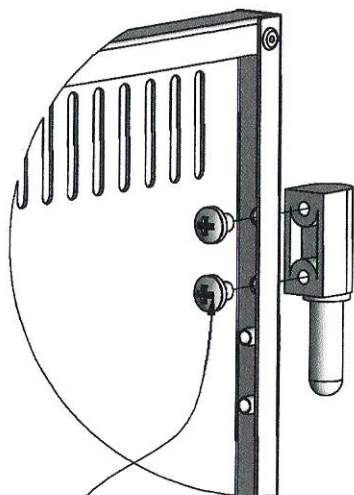
FIJACIÓN DIFERENTES MÓDULOS DE CONEXIÓN



ENSAMBLAJE PUERTAS

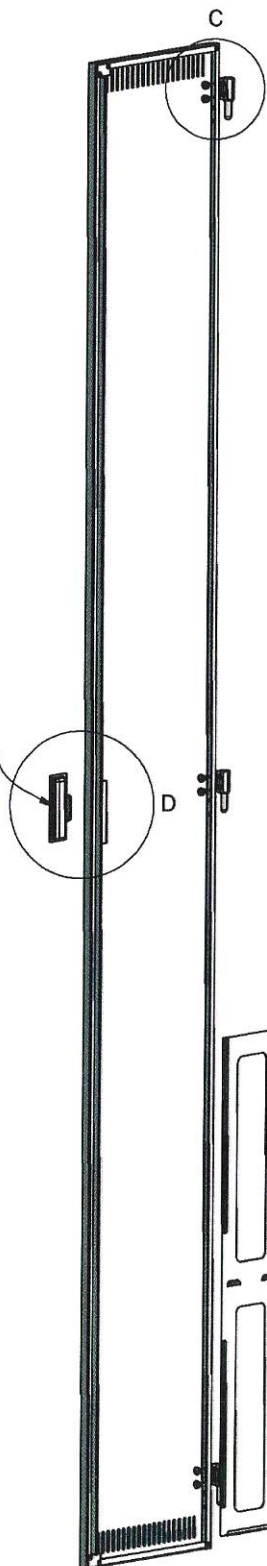
Son 2 puertas pequeñas de izquierda y 2 puertas de derecha.

DETALLE C

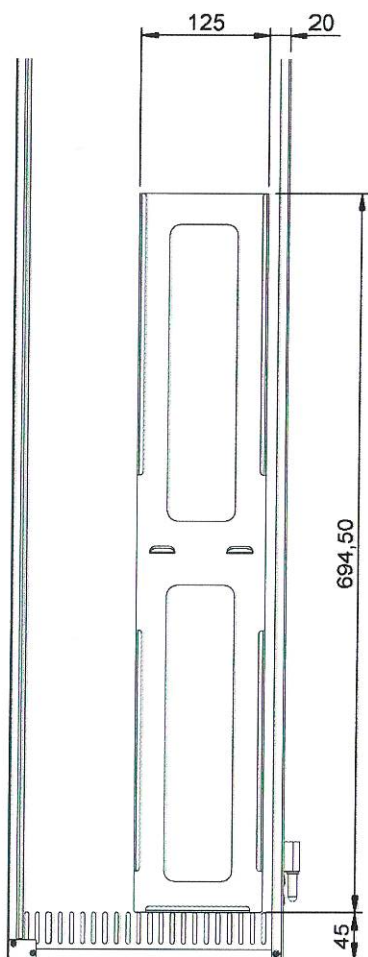
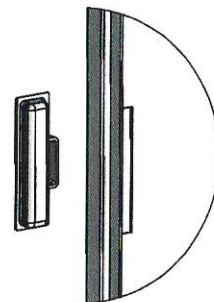


Tornillo DIN7985
M5x6

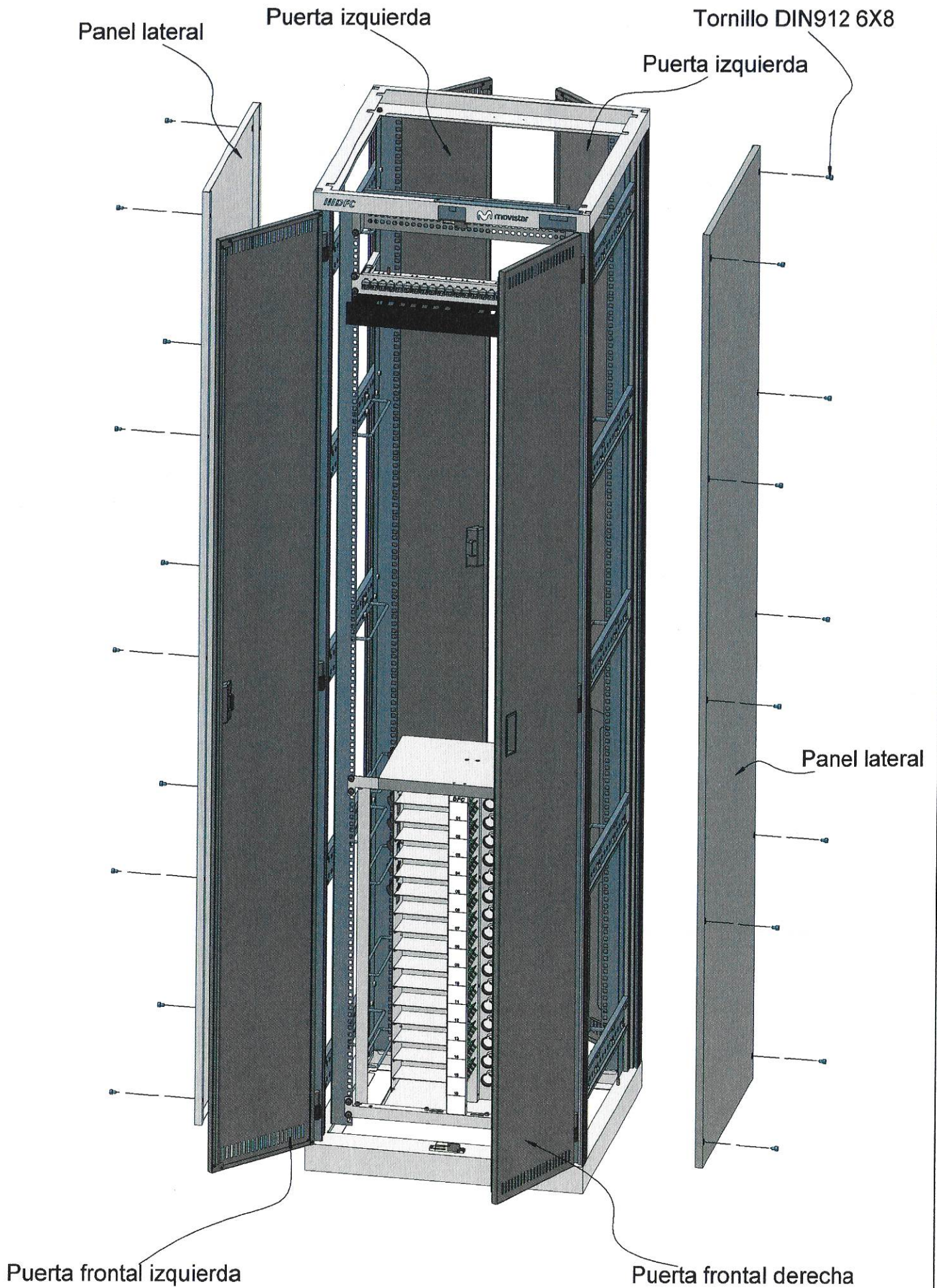
Tirador encastrado



DETALLE D




POSICIÓN PUERTAS + FIJACIÓN PANELES LATERALES




POSICIÓN Y FIJACIÓN PANELES DE CONEXIÓN

DETALLE A



Fijado en la parte superior de los montantes


DETALLE C




DETALLE B



6 agujeros



DETALLE D




1 agujero

POSICIÓN ETIQUETAS

Etiqueteros puertas


NUMERACIÓN



CONECTORES


GRUPO	Tx	Rx
GRUPO 01		
1001	1	2
1002	3	4
1003	5	6
1004	7	8
1005	9	10
GRUPO 02		
1006	1	2
1007	3	4
1008	5	6
1009	7	8
1010	9	10
GRUPO 03		
1011	1	Rx
1012	2	
1013	3	
1014	4	
1015	5	
GRUPO 04		
1016	1	Rx
1017	2	
1018	3	
1019	4	
1020	5	
GRUPO 05		
1021	1	Rx
1022	2	
1023	3	
1024	4	
1025	5	
GRUPO 06		
1026	1	Rx
1027	2	
1028	3	
1029	4	
1030	5	
GRUPO 07		
1031	1	Rx
1032	2	
1033	3	
1034	4	
1035	5	
GRUPO 08		
1036	1	Rx
1037	2	
1038	3	
1039	4	
1040	5	

NUMERACIÓN



CONECTORES


GRUPO	Tx	Rx
GRUPO 09		
1041	1	Rx
1042	2	
1043	3	
1044	4	
1045	5	
GRUPO 10		
1046	1	Rx
1047	2	
1048	3	
1049	4	
1050	5	
GRUPO 11		
1051	1	Rx
1052	2	
1053	3	
1054	4	
1055	5	
GRUPO 12		
1056	1	Rx
1057	2	
1058	3	
1059	4	
1060	5	
GRUPO 13		
1061	1	Rx
1062	2	
1063	3	
1064	4	
1065	5	
GRUPO 14		
1066	1	Rx
1067	2	
1068	3	
1069	4	
1070	5	
GRUPO 15		
1071	1	Rx
1072	2	
1073	3	
1074	4	
1075	5	
GRUPO 16		
1076	1	Rx
1077	2	
1078	3	
1079	4	
1080	5	




Etiqueta 1

Etiqueta 2

DETALLE A
Etiqueta 1



DETALLE B
Etiqueta 2



Etiqueta 3

Etiqueta 4